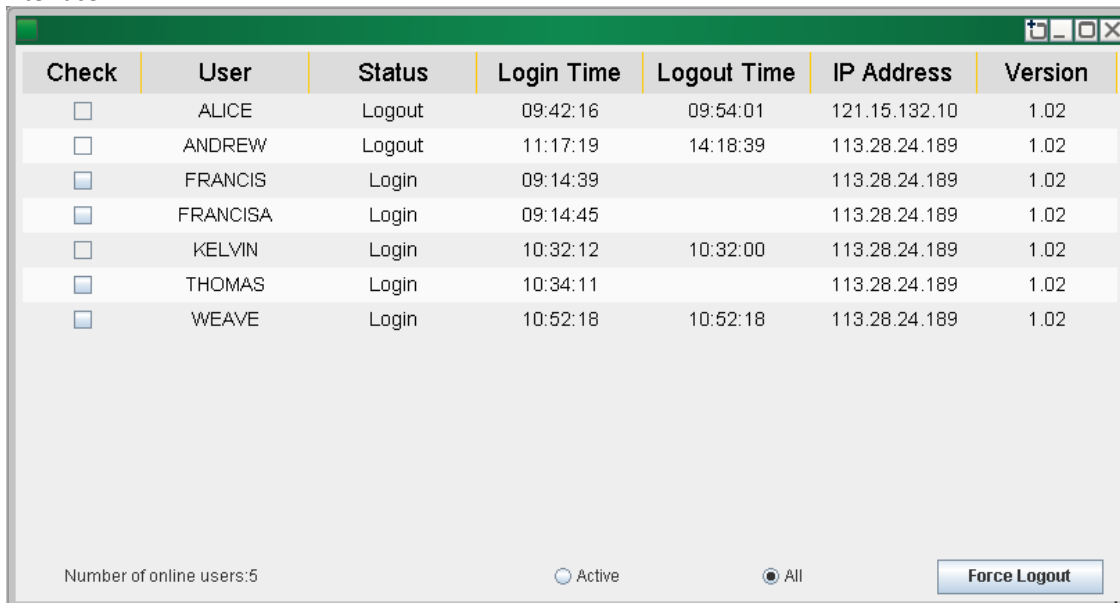


2.4.5 User Logon Status

This function allows administrators to monitor user logon activities, and force logout can be performed in this screen.

Interface



Interface item

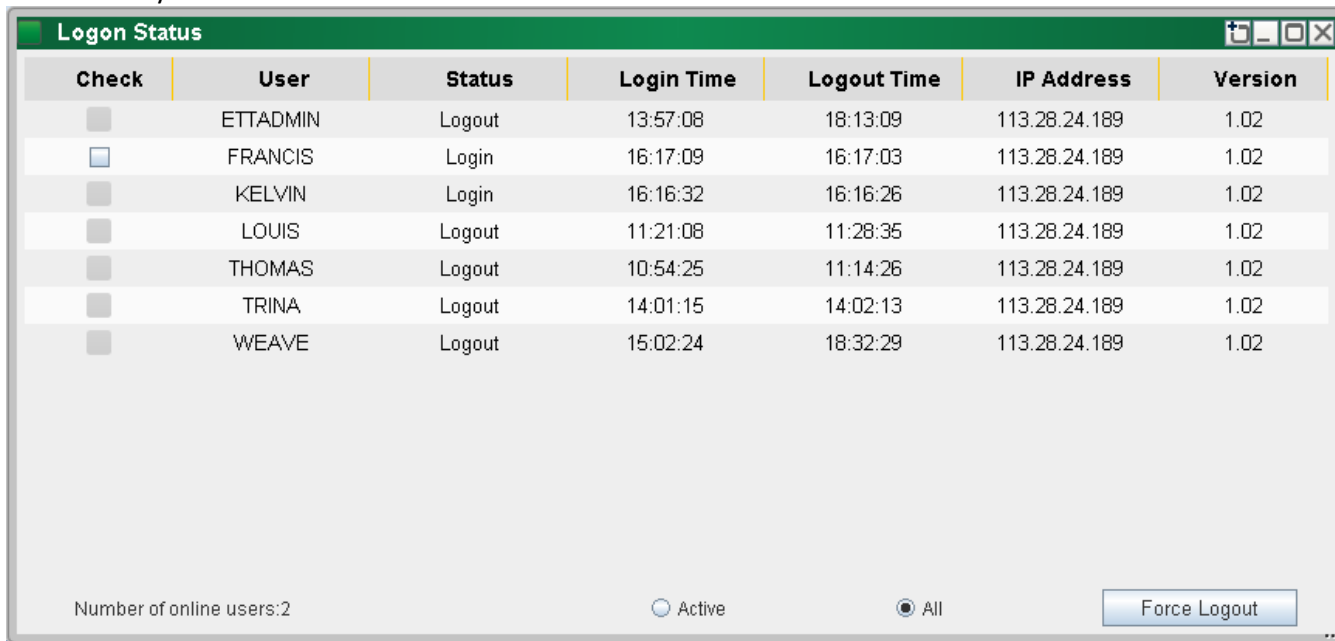
Items	Type	Remark
Logon Status Listing	Table	List all user login and logout activities - Checkbox - User ID - Status - Login Time - Logout Time - IP address
Force Logout	Button	User on the list with check box checked will be force logout when button clicked - Confirmation will be prompted when button clicked
All	Radio Button*	Lists all users who used to logging in to the system *mutually exclusive from List active user
Active	Radio Button**	Lists only users currently login to system ** mutually exclusive from "all"
No. of online users	Label	Display the number of user login ETTSS, will affect by "Active" and "All"

2.4.5.1 Force Logout

Force logout can be performed by check the check box by the user ID and press “force logout” button. A successful force logout message is displayed afterward. The user who forced logout received a session time out message and returned to login in screen.

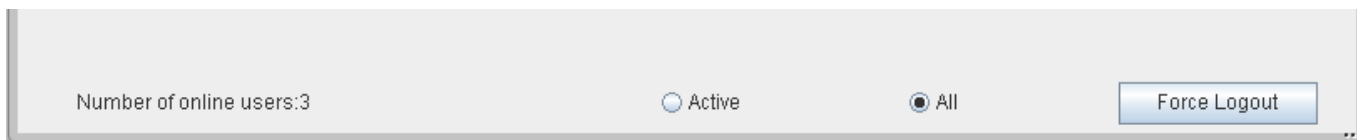
Step 1

Select user by check the box on the list



Step 2

Press “Force Logout” button



Step 3

Forced logout users will receives the session ended message and force to returne to login screen

