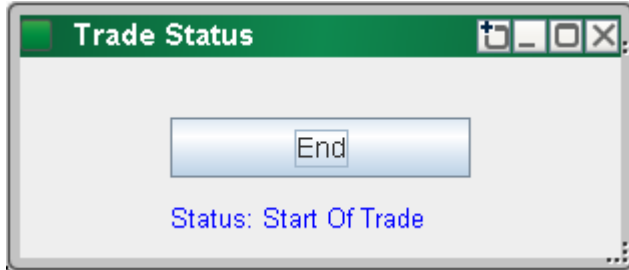


2.4.6 Trade Status

The function allows supervisor to monitor the current Trading status of ETTSS. Daily routine job such as Start of trade and End of trade can also be performed in the function.

Interface



Interface Item:

Items	Type	Remarks
Status	Label(20)	Display the current trading status of system: 'Start of Trade' indicating the trading session has been started (refer to section 2.4.5.1) 'End of Trading' indicating the trading session has been ended (refer to section 2.4.5.2)
Start/End	Button	Start = Start of Trade has activated End = Start of Trade has deactivated

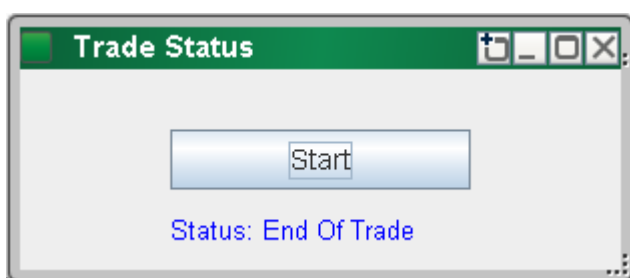
2.4.6.1 Trade Status - Start of trade

This function allows administrators to start the ETSS Trading Period. No input is required. A notification message will be sent to each ETSS user for the successful completion of ETSS Start of Trading. The status will be updated when the SOT completed.

During ETSS Start of Trading, the Risk Positions will be re-calculated with starting from the current Trading Day's Transactions. After ETSS Start of Trading is completed, traders can start off-line trading functions, like Input Bid and Input Ask.


Step 1

Press "Start" button then the status will be changed from "EndofTrade" to "StartofTrade"



Step 2

The status in trade status summary of the "Trade" will be changed to Green indicating that the SOT is performed

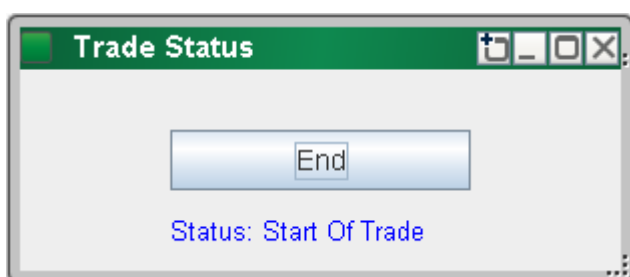


2.4.6.2 Trade Status - End of trade

This function allows administrators to end the ETSS Trading Period. No input is required. A notification message will be sent to each ETSS user for the successful completion of ETSS End of Trade. The status will be updated when the EOT completed.

Step 1

Press "End" button then the status will be changed from "StartofTrade" to "EndofTrade"



Step 2

The status in trade status summary of the "Trade" will be changed to Red indicating that the EOT is performed

